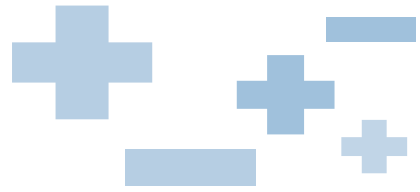


FIAMM

Industrial Batteries

FGH

series



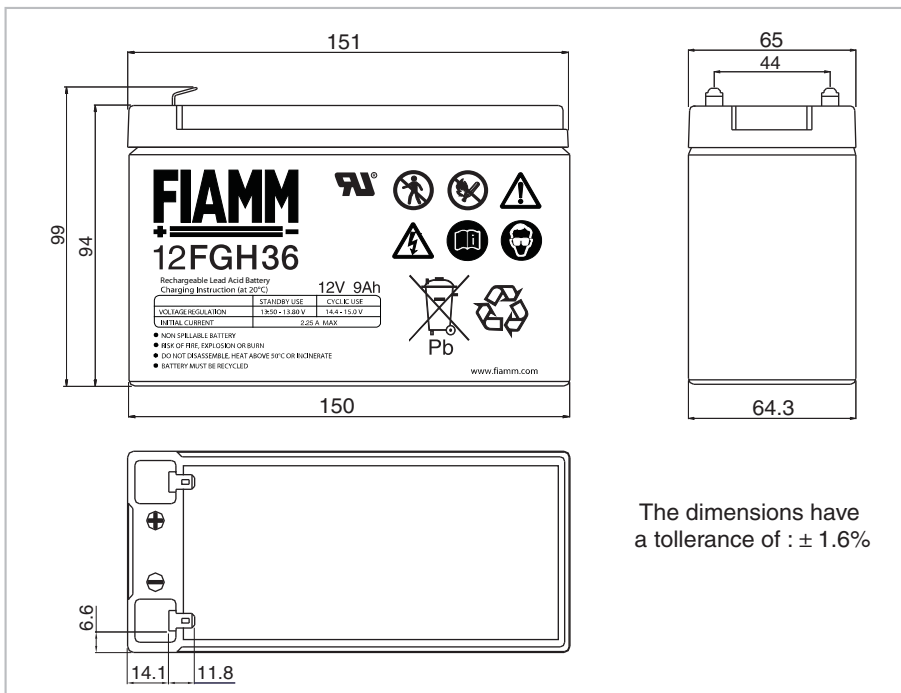
12FGH36

12 Volt 9 Ah

Fiamm 12FGH36, is an high rate battery specifically designed for UPS applications. Fiamm FGH range of batteries ensure the correct battery is supplied to the appropriate application. FIAMM is a Manufacturer of VRLA batteries and is supported by a dedicated sales network with market knowledge and experience of small sealed lead acid battery applications.

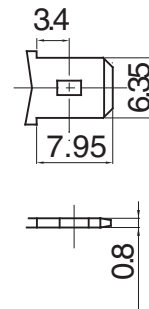
Features

Nominal Voltage	12 Volt
Nominal Capacity	36.2 W @ 15 min-rate to 1.6 Vpc at 25 °C 9.0 Ah 20 hours rate to 1.75 Vpc at 25 °C
Float charging voltage	13.50 - 13.80 V/bloc at 25 °C
Boost charge voltage	14.40 - 15.00 V/bloc at 25 °C
Float voltage compensation	-18mV/°C
Maximum charging current	1.25 A
Case	ABS with HB flammability rate (according UL 94)
Internal resistance	23.6 mΩ in full charged condition
Weight	2.73 kg
Dimensions	L x W x H (TH): 151 x 65 x 94 (99)
Operative temperature range	-20 °C to 50 °C
Shelf life procedures	As batteries lose part of their capacity, during storage, due to self discharge. Fiamm recommends FGH range of batteries can be stored for 6 months at an ambient temperature of 20 and 25 °C (see attached graph on reverse). Longer storage requires a recharge. This should be carried out in line with Fiamm recommended method; 2.4 V/cell for no longer than 24 hours at 20 °C



The dimensions have a tolerance of : ± 1.6%

Faston 6.3 mm

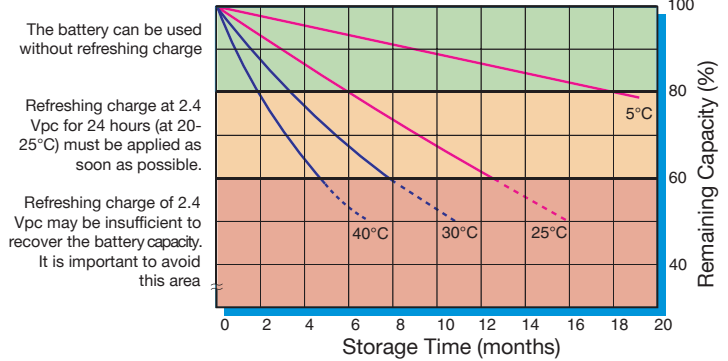


SSLA Products

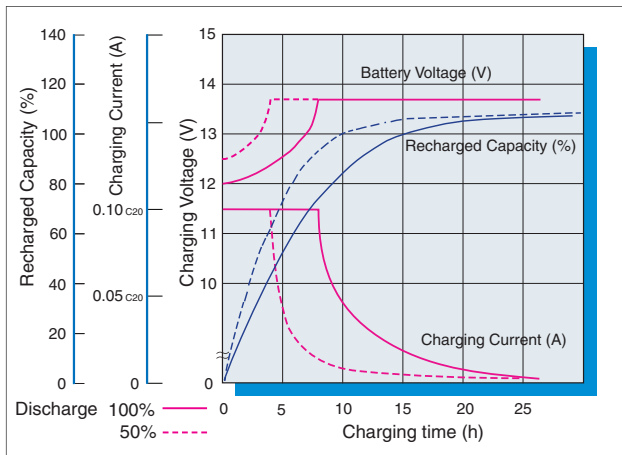
12FGH36 12 Volt 9 Ah



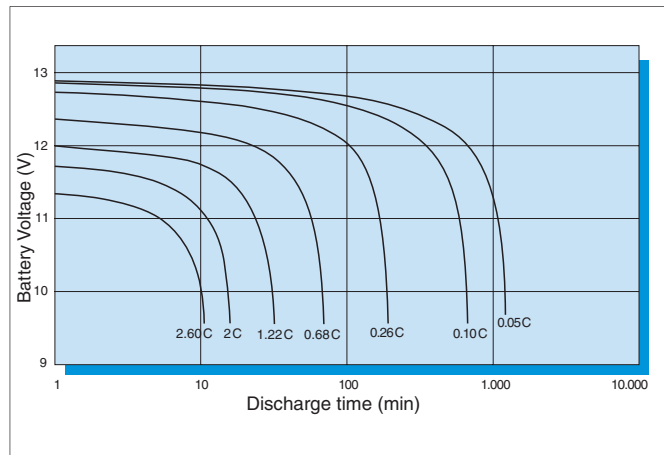
Capacity loss during storage at various temperatures



Battery Voltage and Charge Time for Standby Use (at 25°C)



Discharge curves at different current / final voltage (at 25°C)



Constant Current discharge table (Amperes)

End voltage	5 min	10 min	15 min	20 min	30 min	45 min	1 hour	2 hrs	3 hrs	5 hrs
9.60 V	40.7	27.8	20.7	16.5	11.8	8.27	6.08	3.28	2.31	1.48
9.90 V	40.4	27.5	20.5	16.3	11.7	8.22	6.04	3.26	2.30	1.47
10.02 V	40.1	27.4	20.4	16.2	11.6	8.19	6.02	3.24	2.28	1.47
10.20 V	39.8	27.1	20.1	16.0	11.5	8.14	5.97	3.21	2.26	1.46
10.50 V	39.0	26.5	19.6	15.7	11.4	8.01	5.87	3.13	2.22	1.43
10.80 V	37.9	25.7	18.9	15.3	11.1	7.86	5.76	3.08	2.13	1.36

Constant Power discharge table (Watts per bloc)

End voltage	5 min	10 min	15 min	20 min	30 min	45 min	1 hour	2 hrs	3 hrs	5 hrs
9.60 V	406.7	285.3	217.2	175.6	128.5	92.0	68.4	37.4	26.5	17.1
9.90 V	405.1	284.2	216.1	174.9	128.1	91.7	68.2	37.3	26.5	17.1
10.02 V	403.5	283.0	215.0	174.1	127.7	91.5	68.0	37.1	26.4	17.1
10.20 V	400.3	280.6	212.8	172.6	126.9	90.9	67.5	36.8	26.2	17.0
10.50 V	393.9	275.9	208.3	169.5	125.2	89.9	66.6	36.1	25.8	16.8
10.80 V	384.3	268.2	202.8	166.2	123.0	88.6	65.6	35.7	24.9	16.0