

The startpack truck mobile will provide an instant boost to all vehicles fitted with a 12V or 24V battery. With its two wheels and retractable handle it is designed as the ideal tool for site use. The 2 internal batteries (22 Ah) can also be used as a power source for 12 V DC appliances.

BOOSTER WITH INCREASED MOBILITY



- ✓ The STARTPACK TRUCK mobile is equipped with two wheels and a retractable handle for increased mobility.

BOOSTER PACK



- ✓ The STARTpack TRUCK mobile will provide an instant boost to all vehicles fitted with a 12V or 24V battery: cars, mobile homes, vans and smaller trucks (< 19t)

START			
	1V/C	CC	PEAK
12 V	750 A	1450 A	3200 A
24 V	650 A	1300 A	1600 A

INTEGRATED VOLTMETER



- ✓ The Startpack Truck mobile contains a built-in battery tester to display the charge status of the internal batteries.

POWER SUPPLY



- ✓ Designed to be use when there is no mains supply around, STARTpack TRUCK has 2 internal batteries of 22 Ah each. It can be also be used as a source of power to supply 12V to electrical appliances such as a TV, lights, a laptop etc.











Supplied with a 12V charger (ref. 054684) (UK : ref. 054691)

PROFESSIONAL EQUIPMENT

- ✓ **Automatic charger 230V / 12 V Floating** : automatic charge of the internal batteries that can be used safely without supervision.
 - Designed to recharge batteries up to 100% for increased life cycle and performance.
 - Safe to be left connected to the mains permanently (*charge is recommended after each use*).
- ✓ **ON/OFF battery breaker** : protection against overvoltage when clamps are connected on the battery.
- ✓ **Sound alarm** to alert the user in case of polarity reversal.
- ✓ **Visual reminder** to remind the user of charging the internal batteries.
- ✓ **Copper cables 2 x 1.80 m, $\varnothing 25 \text{ mm}^2$ with 600 A insulated clamps 600 A.**
- ✓ **Equipped with a 300 A front fuse** (*supplied with a replacement fuse*).



INSIDE	START 				TEST 	EXTERNAL 12V DC / 2A DC 	PROTECTION 		POWER SUPPLY 			
		I 1V/C	Cranking CC	Peak Battery								
2 x 22 Ah	12 V	750 A	1450 A	3200 A	-	EXTERNAL 12V DC / 2A DC	•	•	12V DC	300 A	38 x 23,5 x 58,5	21
	24 V	650 A	1300 A	1600 A								